

A simple guide to the nine essential items to help you shelter-in-place in the event of an emergency.

Plan



1 Water

Bottled water. One gallon, per person, per day, for drinking and sanitation.

- Keep the water in a cool, dark place and change to a fresh supply every six months.



Done

2 Food

Nonperishable food. A supply of 3–5 days of food per person.

- Ready to eat canned meat, fruit and vegetables
- Canned or boxed juices
- Powdered milk and soup
- Crackers, granola, trail mix



Done

3 Clothes

Collect one change of clothes and footwear per person.

- Consider packing blankets, rain gear and outerwear in case of inclement weather.

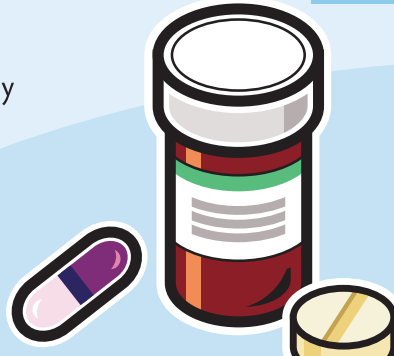


Done

4 Medications

Collect three days worth of any prescription medicines you're taking.

- Be sure to note the expiration date so you don't keep them past their date.

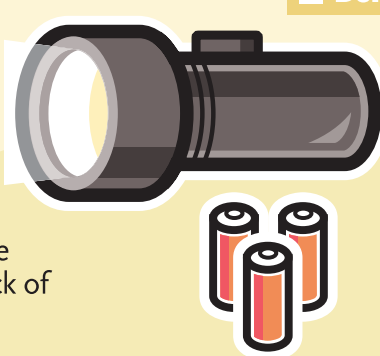


Done

5 Flashlight

Keep a bright flashlight in case there's no electric power.

- Consider getting a lantern-style light for hands-free use.
- Don't use candles! They're a fire hazard and are easy to lose track of when the lights come back on.

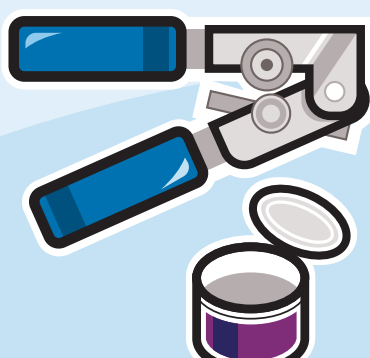


Done

6 Can Opener

Make sure it's a manual can opener in case there's no electric power.

- Consider buying items with a pull-top opening. You won't need a can opener at all!

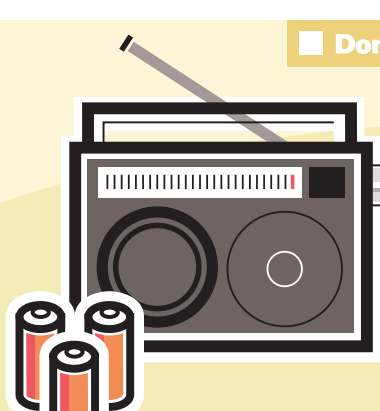


Done

7 Radio

A battery-powered radio for listening to news and weather.

- Consider buying a crank-operated or solar-powered radio.
- Don't forget extra batteries! Buy them in advance in case they're in short supply.

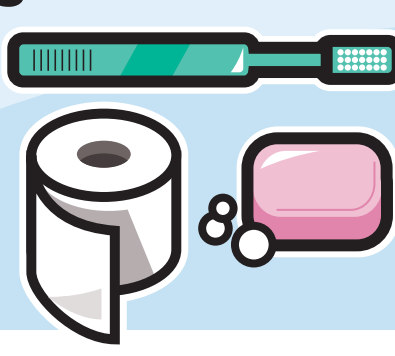


Done

8 Hygiene Items

Just the basics like soap, toiletpaper and a toothbrush.

- Moist towelettes can be useful for quick sanitation.



Done

9 First Aid

Basics such as antiseptic, gloves, bandages and non-prescription medicines.

- You can buy a pre-made kit at most pharmacies or grocery stores.



Done

NOTES
